




CONFIGURAÇÃO DE HARDWARE

Sistema Operacional suportado: Microsoft Windows®

SOLIDWORKS 2016

| Operating Systems | SOLIDWORKS 2014 (EDU 2014-2015) | SOLIDWORKS 2015 (EDU 2015-2016) | SOLIDWORKS 2016 (EDU 2016-2017) |
|---------------------------|---|--|--|
| Windows 10, 64-bit | ✗ | ✓ (2015 SP5) | ✓ |
| Windows 8.1, 64-bit | ✓ (2014 SP1) | ✓ | ✓ |
| Windows 8.0, 64-bit | ✓ | ✓ | ✗ |
| Windows 7 SP1, 64-bit | ✓ | ✓ | ✓ |
| Windows 7 SP1, 32-bit | ✓ | ✗ | ✗ |
| Hardware | | | |
| RAM | 8GB or more recommended | | |
| Disk Space | 5 GB or more | | |
| Video Card | Certified cards and drivers | | |
| Processor | Intel or AMD with SSE2 support. 64-bit operating system required | | |
| Install Media | DVD Drive or Broadband Internet Connection | | |
| Microsoft Products | | | |
| Internet Explorer | IE 8,9,10,11 | IE 9,10,11 | IE 10,11 |
| Excel and Word | 2007, 2010, 2013 | 2010, 2013 | 2010, 2013 |
| Other | | | |
| Anti-Virus | Supported Anti-Virus Products | | |
| Network | Microsoft Windows networking. Novell networks and non-Windows network storage devices are not supported | | |
| Virtual environments | Supported virtual environments | | |






eDRAWINGS

| Operating Systems | eDrawings 2014 | eDrawings 2015 | eDrawings 2016 |
|-----------------------|----------------|----------------|----------------|
| Windows 10, 64-bit | ✗ | ✓ (2015 SP5) | ✓ |
| Windows 8.1, 64-bit | ✓ | ✓ | ✓ |
| Windows 8.0, 64-bit | ✓ | ✓ | ✗ |
| Windows 7 SP1, 64-bit | ✓ | ✓ | ✓ |
| Windows 7 SP1, 32-bit | ✓ | ✗ | ✗ |
| Mac 10.10 | ✗ | ✓ | ✓ |
| Mac 10.9 | ✗ | ✓ | ✓ |
| Mac 10.8 | ✓ | ✓ | ✗ |
| Mac 10.7 | ✓ | ✗ | ✗ |
| Mac 10.6 | ✓ | ✗ | ✗ |

SOLIDWORKS Network License Server

| Operating Systems | SOLIDWORKS 2014 | SOLIDWORKS 2015 | SOLIDWORKS 2016 |
|-----------------------------|-----------------|-----------------|-----------------|
| Windows 10, 64-bit | ✗ | ✓ (2015 SP5) | ✓ |
| Windows 8.1, 64-bit | ✓ (2014 SP1) | ✓ | ✓ |
| Windows 8.0, 64-bit | ✓ | ✓ | ✗ |
| Windows 7 SP1, 64-bit | ✓ | ✓ | ✓ |
| Windows 7 SP1, 32-bit | ✓ | ✗ | ✗ |
| Windows Server 2012 R2 | ✓ (2014 SP3) | ✓ | ✓ |
| Windows Server 2012 | ✓ | ✓ | ✓ |
| Windows Server 2008 R2, SP1 | ✓ | ✓ | ✓ |
| Windows Server 2008 | ✓ | ✗ | ✗ |





Além dos requisitos, se faz necessário à utilização de uma placa de vídeo dedicada aos processos e homologada pela SOLIDWORKS.

No site, você pode consultar quais são as placas de vídeo homologadas, além de simular a compra de uma máquina selecionando seu fabricante, modelo, entre outras. Tudo através do link:


<http://www.solidworks.com/sw/support/videocardtesting.html>

Todas as informações foram retiradas do site da SOLIDWORKS através do link:

<http://www.solidworks.com/sw/support/SystemRequirements.html>

Importante: Todos os produtos da Dassault Systèmes não tem mais compatibilidade com sistemas operacionais de 32 bits a partir da versão 2015.

**Qualquer dúvida entre em contato com a
CADWorks!!!**



Suporte CADWorks 11 4975-8790